



HF ALL BAND TRANSCEIVER

# IC-718

## The Long-Selling HF Transceiver Now Improved Even More





### Front Mounted Speaker

The IC-718 has a speaker mounted on the front panel. With the speaker facing the operator, audio sounds can be clearly heard without impediment during operation.

### Superior Basic Performance

The IC-718 has 0.03 ~ 29.999999 MHz\* general coverage receive capability. A 4-element system is employed for the 1st receive mixer, providing superior receive IMD, especially from in-band near-by interfering signals. A well-designed double-conversion system to help minimize image and spurious responses for better signal fidelity, is also built-in. Its PLL circuit improves C/N ratio characteristics. PLL circuit has been adopted to improve C/N ratio characteristics. The combination of the 4-element system mixer and new PLL circuit allows superior basic performance as that of a commercial grade transceiver.

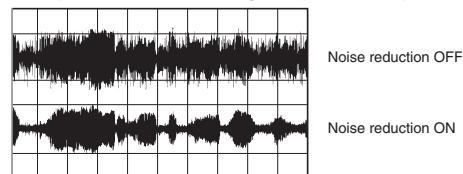
\* Guaranteed range: 0.5 ~ 29.999999 MHz

### Noise Reduction Function\*

The Noise Reduction pulls desired AF signals from noise. Outstanding S/N ratio is achieved, providing clean audio in SSB and AM.

\* Depending on version.

Comparison of receive signal speaker output



### Automatic Notch Out of the Filter\*

The Notch Filter function automatically minimizes beat signals and heterodynes while preserving the received signal. Also, the notch frequency is automatically adjusted to follow interfering beat signals. For example, reducing interference from RTTY signals during SSB operation.

\* Depending on version.

### Interference Rejection — IF Shift

To reject interference, the IC-718 has an IF Shift function which shifts the center frequency of the IF passband electronically to reduce adjacent interference.

### Microphone Compressor

The IC-718 has a low distortion microphone compressor. This feature compresses microphone audio input to increase average audio output level. The result is that talk power is increased. This function is effective for long distance communication, or when propagation conditions are poor.

### RF Gain Control

The RF gain adjusts minimum response receiver gain, and ignores signals weaker than the preset level — providing pleasant standby, or scanning operation. It is combined with the squelch control.

### Ample CW Features

An electronic keyer with a variable dot/dash ratio (2.8:1 to 4.5:1) control is built-in. By simply connecting a paddle, easy CW operation can be made. The CW pitch and the key speed are also variable from 300 ~ 900 Hz, 6 ~ 60 wpm, respectively. Of course, full break-in capability is available with an adjustable break-in delay.

### Digital S/RF Meter

Built-in multi-functional digital S/RF meter indicates signal strength level while receiving, and either transmit output power, ALC level or VSWR ratio while transmitting.

# THE ORIGIN OF THE HF TRANSCEIVER

The IC-718 is a compact rig with ample features for HF communications. The HF bands enable you to communicate across long distances, even reaching the other side of the Earth. With its wide dynamic range, high S/N ratio, and full duty operation, you will make contacts easily. Experience the combination of RF and digital technology and you will realize the IC-718 is the most practical rig for your needs.

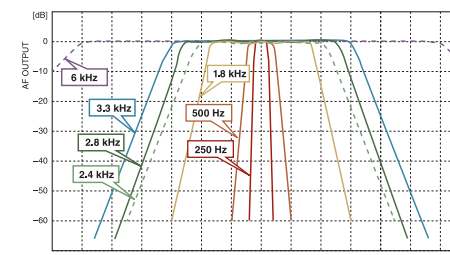
## HF ALL BAND TRANSCEIVER

# IC-718



### Five Selectable IF Filter Widths

The FPGA (Field Programmable Gate Array) digital filtering system has been adopted. Two standard IF widths are available, and the third width can be selected from the five to suit your style of operation.



\* 6 kHz: Wide standard filter  
2.4 kHz: Normal (Narrow for AM) standard filter

### Easy VOX Operation

A VOX (voice operated transmission) is included with the IC-718. It provides hands-free operation by detecting audio signals from the microphone.

### Simple Operation

The IC-718 is equipped with a minimum number of buttons and knobs for superior feature selectability. Use the 10-key pad on the front panel to directly enter an operating frequency, or a memory channel number. The auto tuning steps function helps quick tuning activates when quickly turning the dial. And the band stacking register is very convenient when changing operating bands.

### Optional Automatic Antenna Tuner

The optional automatic antenna tuner, AH-730 performs tuning operations at a high speed of about 2 to 3 seconds. When you change the operation band, band information is transferred to the tuner and automatically matches to the antenna.

### Optional Automatic Tuning Antenna AH-740

The optional vehicle mount automatic tuning antenna provides relay-driven high-speed tuning from 2.5 to 30 MHz. Its IP55 dust-protection and water jet resistance ensures reliable operation in harsh weather conditions.

### Other Features

- USB, LSB, CW, RTTY (FSK) and AM modes are built-in
- Level adjustable noise blanker
- RF attenuator and Pre-amplifier
- A variety of scanning function types
- At total of 101 memory channels
- A hand microphone is supplied





## SPECIFICATIONS

GENERAL			
Frequency coverage	Rx	0.030 ~ 29.999 MHz*1	
	Tx	1.800 ~ 1.999*2, 3.500 ~ 3.999*2, 7.000 ~ 7.300, 10.100 ~ 10.150, 14.000 ~ 14.350, 18.068 ~ 18.168, 21.000 ~ 21.450, 24.890 ~ 24.990, 28.000 ~ 29.700 MHz	
*1 Guaranteed range: 0.500 ~ 29.999 MHz. *2 Varies according to version.			
Mode	USB, LSB, CW, RTTY (FSK), AM		
Number of memory channels	101 (99 regular, 2 scan edges)		
Frequency resolution	1 Hz		
Frequency stability	Less than ±200 Hz from 1 min. ~ 60 min. after power ON		
	Less than ±30 Hz/hour at +25°C (+77°F) 1 hour later after power ON Less than ±350 Hz between 0°C ~ +50°C (+32°F ~ +122°F)		
Antenna connector	SO-239 (50 Ω unbalanced)		
Power supply requirement	13.8 V DC ±15%		
Power consumption	Rx	1.3 A (Standby), 2.0 A (Maximum audio)	
	Tx	20 A (at 100 W output power)	
Operating temperature range	-10°C ~ +60°C, 14°F ~ 140°F		
Dimensions (W × H × D) (Projections not included)	240 × 95 × 239 mm, 9.4 × 3.7 × 9.4 in		
Weight (Approximately)	3.8 kg, 8.4 lb		
TRANSMITTER			
Output power	SSB, CW, RTTY	2 ~ 100 W	
	AM	2 ~ 35 W	
Modulation system	SSB	Balanced modulation	
	AM	Low level modulation	
Spurious emissions	Less than -50 dB below peak output power		
Carrier suppression	More than 40 dB		
Unwanted sideband	More than 50 dB		
Microphone impedance	8-pin connector 600 Ω		
RECEIVER			
Receiver system	Double-conversion superheterodyne		
Sensitivity (at 10 dB S/N)	0.5 ~ 1.799999 MHz	1.8 ~ 29.999999 MHz	
	SSB, CW, RTTY	—	0.16 μV
	AM	13 μV	2 μV
Squelch sensitivity (Threshold)	Less than 5.6 μV (SSB)		
Selectivity	More than		Less than
	SSB, CW, RTTY	2.1 kHz/-6 dB	4.5 kHz/-60 dB
	AM	6.0 kHz/-6 dB	20 kHz/-40 dB
Spurious and image rejection	More than 70 dB (1.8 ~ 29.999 MHz)		
Audio output power	More than 2.0 W (at 10% distortion with an 8 Ω load)		
External speaker connector	2-conductor 3.5 (d) mm (1/8") / 8 Ω		

All stated specifications are subject to change without notice or obligation.

**Supplied accessories:** (May differ, depending on the version)  
 • Hand microphone • DC power cable • Spare fuses

## Applicable U.S. Military Specifications

Standard	MIL 810 F	
	Method	Procedure
Temperature Shock	503.4	I
Rain Drip*	506.4	III
Vibration	514.5	I
Shock	516.5	I, IV

\* Rain Drip test was performed on the front panel only.  
 Also meets equivalent MIL-STD-810-C, -D and -E.

## OPTIONAL ACCESSORIES

## DESKTOP MICROPHONES

## SM-30



Compact, lightweight microphone.

## SM-50



Dynamic microphone with [UP/DOWN] switches and a low cut function.

## SM-27



Dynamic microphone with PTT lock switch.

## HM-219

## HAND MICROPHONE



Same as supplied.

## SP-41

## EXTERNAL SPEAKER



Front mounted headphone jack.

## AH-740

## AUTOMATIC TUNING ANTENNA



Covers 2.5 ~ 30 MHz (amateur band). OPC-2321 is required.

## AH-730

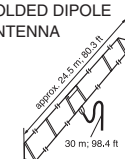
## AUTOMATIC ANTENNA TUNER



Covers 1.8 ~ 54 MHz with a 7 m, 23 ft or longer wire antenna.

## AH-710

## FOLDED DIPOLE ANTENNA



Covers 1.9 ~ 30 MHz bands.

- **OPC-599** ACC 13 PIN CABLE ADAPTER
- **OPC-1465** CONTROL CABLE for use with AH-730 (10 m, 32.8 ft)
- **OPC-2321** CONTROL CABLE for use with AH-740 (6 m, 16.9 ft)
- **MB-23** CARRYING HANDLE
- **MB-118** MOBILE BRACKET

Some options may not be available in some countries. Please ask your dealer for details.

Icom Inc.

1-1-32, Kamiminami, Hirano-Ku, Osaka 547-0003, Japan Phone: +81 (06) 6793 5302 Fax: +81 (06) 6793 0013

[www.icomjapan.com](http://www.icomjapan.com)

Your local distributor/dealer:

**ADVANTEC**  
**Advantec Srl**  
 Via Caduti per la Libertà, 13  
 10060 Pinasca TO - Italy  
 Tel. +39 0121326770  
 info@advantec.it - [www.advantec.it](http://www.advantec.it)